



The New Standard of Level

Glass-Trac

Level-Trac

Steam-Trac

Magne-Trac

STEAM-TRAC ST-350

Direct Reading Steam/Water Level Gage
For 350 PSI Working Steam Pressure (WSP)

- Fully compliant with ASME as a Direct Reading Water Gage
- Multiple sections, continuous one-piece chamber
- Spring washers for constant torque
- Recessed gasket face in chamber and cover
- Custom built per specifications
- Bolts, nuts and washers are nickel plated
- High temperature coating

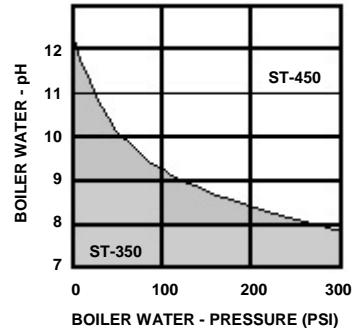
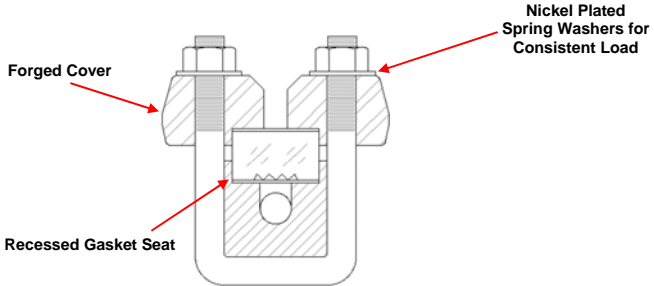
The Steam-Trac ST-350 is designed specifically for steam service to 350 PSI. The reflex borosilicate glass has prisms molded into the process side which will display black for water and white for steam.

All connectors and materials fully comply with ASME requirements, and the gage may be used as a Direct Reading Sight Glass for compliance to ASME PG-60. Since water appears completely different than steam, it is not necessary to have overlapping sections. Multiple section gages will have a continuous chamber constructed of a single piece of bar.

Recessed gasket seals and a forged cover make the ST-350 easy and inexpensive to maintain. Live-loading with spring washers is standard and will help maintain original torque value in cyclic conditions.




- Standard Materials
- Chamber: A-696 Gr. C, Carbon Steel
 - Gasket: Grafoil® GHR
 - Glass: Tempered Borosilicate
 - Cover: Forged Carbon Steel
 - Washers: 17-7 PH Stainless Steel, Nickel Plated
 - U-Bolts: A193-B7, Nickel Plated
 - Nuts: A194-2H, Nickel Plated



As feedwater is often treated to raise pH, the graph above should be consulted for the specific application. For the white area of the graph, we recommend using mica protected transparent glass (see Model ST-450).

ST-350 STEAM-TRAC DIRECT READING STEAM/WATER GAGES



Single Section

Single Section Gages		
Visible Glass		Model
Inches	MM	
6 3/4	171	ST-350-41
7 7/8	200	ST-350-51
9 1/8	232	ST-350-61
10 1/4	260	ST-350-71
11 7/8	302	ST-350-81
12 5/8	321	ST-350-91



Multiple Section With Continuous Chamber

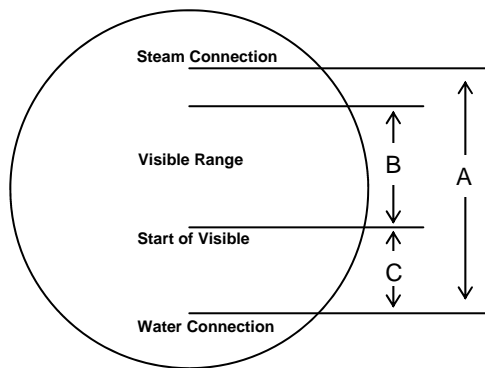
Multiple Section Gages		
Visible Glass		Model
Inches	MM	
15	381	ST-350-42
17 1/4	438	ST-350-52
19 3/4	502	ST-350-62
22	559	ST-350-72
23 1/4	591	ST-350-43
25 1/4	641	ST-350-82
26 5/8	676	ST-350-53
26 3/4	679	ST-350-92
30 3/8	772	ST-350-63
31 1/2	800	ST-350-44
33 3/4	857	ST-350-73
36	914	ST-350-54
38 5/8	981	ST-350-83
39 3/4	1010	ST-350-45
40 7/8	1038	ST-350-93
41	1041	ST-350-64
45 3/8	1153	ST-350-55
45 1/2	1156	ST-350-74
48	1219	ST-350-46
51 5/8	1311	ST-350-65
52	1321	ST-350-84
54 3/4	1391	ST-350-56
55	1397	ST-350-94
57 1/4	1454	ST-350-75
62 1/4	1581	ST-350-66
65 3/8	1661	ST-350-85
69	1753	ST-350-76
69 1/8	1756	ST-350-95
78 3/4	2000	ST-350-86
83 1/4	2115	ST-350-96

Connection Location
 TB = Top/Bottom Connected
 SS = Side/Side Connected
 SB = Top Side/Bottom End Connected
 TS = Top End/Bottom Side Connected

ST - 350 - 74 - TB - 06 - N

Connection Size
 04 = 1/2"
 06 = 3/4"
 08 = 1"
 12 = 1 1/2"
 16 = 2"

Connection Type
 T = Threaded
 S = Socket Weld
 U = Uniflex Union
 F = Flanged
 N = 304 SS Stuffing Box Nipples
 (3/4" Top/Bottom Only)



Dimensional Information Required:

- A = Steam/Water Centers
Please indicate any valve or expansion loop requirements.
And
- B = Visible Range
And
- C = Start of Visibility

The following information is required for prompt, accurate cost quotations and order processing:

- Maximum Operating Steam Pressure
- Steam Water Connection Size and Type
- Other Plant Piping Tie-Ins
- Gage Valve Requirements



The New Standard of Level
 Glass-Trac Level-Trac
 Steam-Trac Magne-Trac

Address: 13960 S. Wayside · Houston, TX · 77048
 Toll Free Tel: 866.240.9906 · Tel: 281.240.0440 · Fax: 281.240.2440
 www.QTSLevel.com · sales@QTSLevel.com